




LEGEND

-  PLUG VALVE
-  RESTRAINED JOINT MJ FLANGE
-  BALL CHECK VALVE

ALL MOUNTING HARDWARE, BOLTS, NUTS, ETC. TO BE 316L SS

JAMES ISLAND PUBLIC SERVICE DISTRICT	
TYPICAL PUMP STATION SECTION	DRAWING: 13
DATE: <u>8/10/06</u>	DRAWN BY: <u>MJF</u>
SCALE: <u>NTS</u>	APPROVED BY: <u>EWK</u>